



[n]



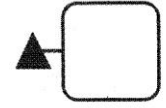
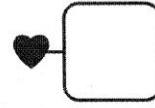
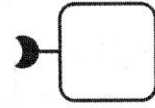
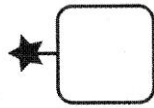
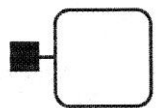
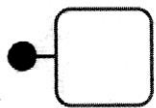
gn - gn

Les mots de la classe :



Lundi








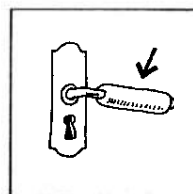

1- Dictée : écris GN si tu entends «gn», une croix si tu ne l'entends pas :



2- Colorie les dessins dans lesquels tu entends « gn » :



3- Coche la case dans laquelle tu entends le son gn :





Mardi

1- Dictée de syllabes :

1	2	3	4	5


2- Entoure les GN :

gn jn gn gn on gn gn gn gu
 gm gi jn gn gn jn gm pu gu gn

3- Entoure les GN dans les mots :

signe tigre singe ligne gage figue
 bogue linge ogre gagné cogné nage
 vague soigne guide grappe guignol mignon

http://monpetitpapas.com




Jeudi

1- Ecris trois mots avec les syllabes proposées :

cham a cy pi rai gne gnou gnée
 mon gnol gne gnou gui ta chi



2- Ecris les mots : 1 point = 1 lettre :




une _____




un _____



une _____



une _____



une _____



des _____



vendredi

1- Dictée de phrase (mots en désordre au tableau) :


Two sets of handwriting practice lines. Each set consists of a top line, a middle line, and a bottom line. The first set has a black dot on the top line at the beginning. The second set is empty.

2- Raconte ce que tu vois : agneau-soigner-vétérinaire



Three horizontal dotted lines for writing the description of the scene.

2- Colorie sur l'image les mots qui sont écrits.



un agneau
des araignées
des champignons
des châtaignes
un châtaignier
une cigogne

Bonus :

