




Lire pour
pouvoir acheter.








Ecrire pour
faire une liste.



Ecrire pour
donner des nouvelles.




Lire pour
se repérer.



LIRE et ECRIRE
pour quoi faire ?



Lire pour
pouvoir cuisiner.



Lire pour
lire des histoires



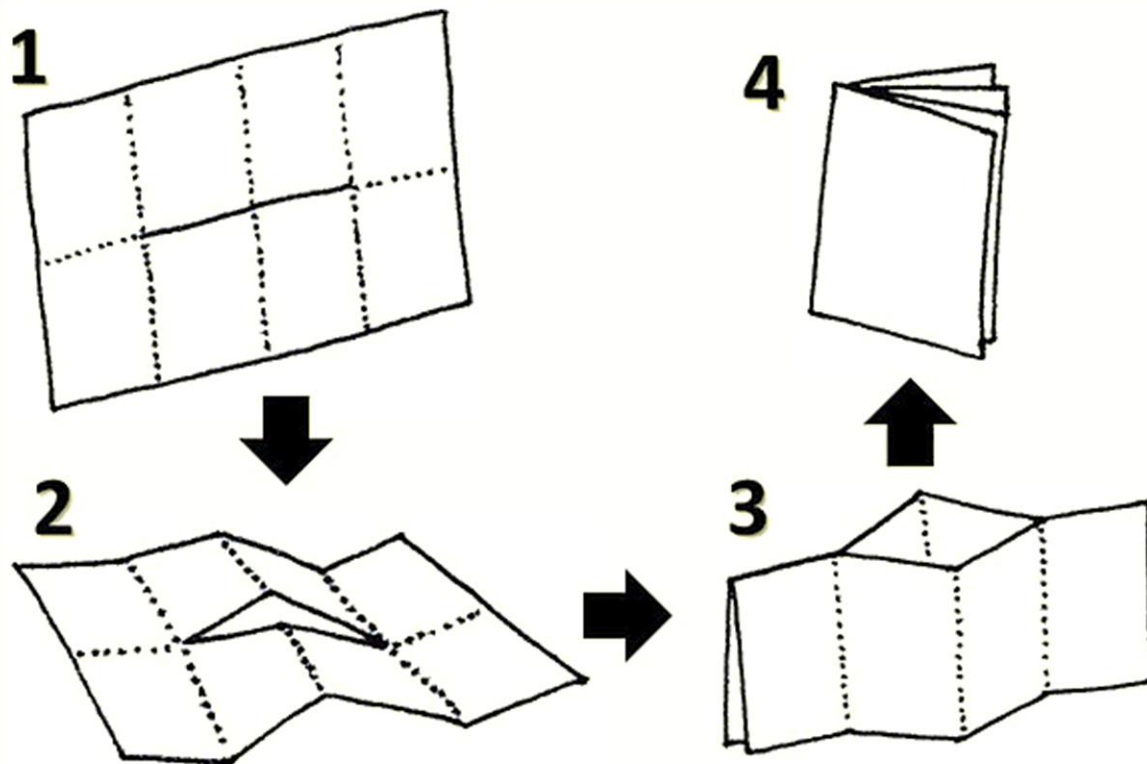





Lire et écrire pour
utiliser l'ordinateur.



Ce mini livre appartient à :

Images extraites de la méthode de lecture
« Que d'histoires ». [Marie-Claude Peirtsegaele](#)
Éditions Magnard

Étiquettes à coller dans le mini livre. (pour plusieurs élèves)



source : http://petitslivres.free.fr/index_techniques.htm