

# Numération

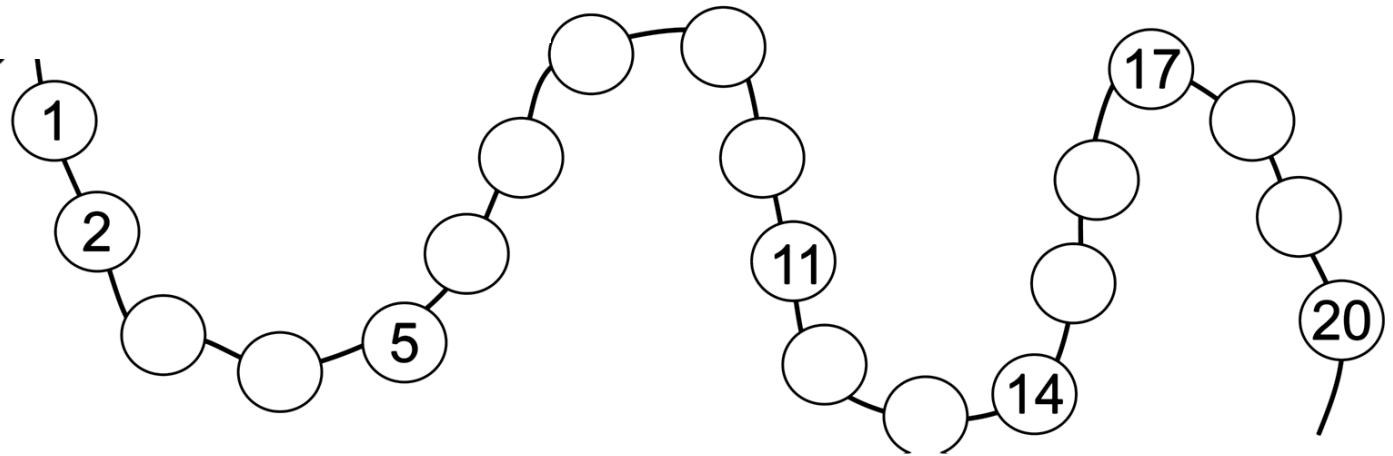
4



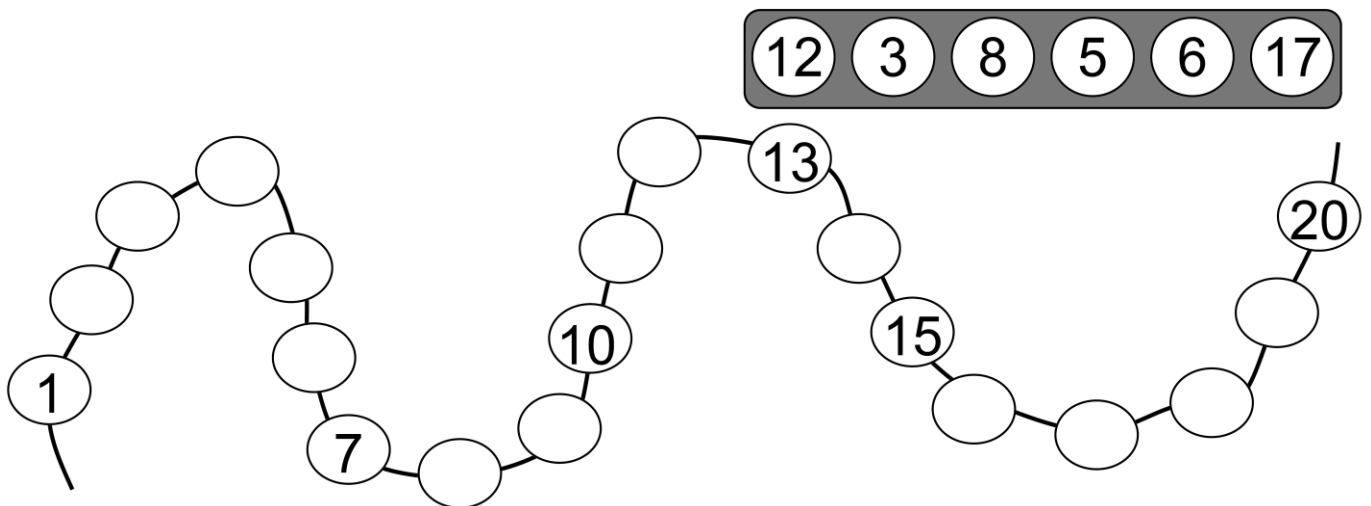
1- Complète la bande :



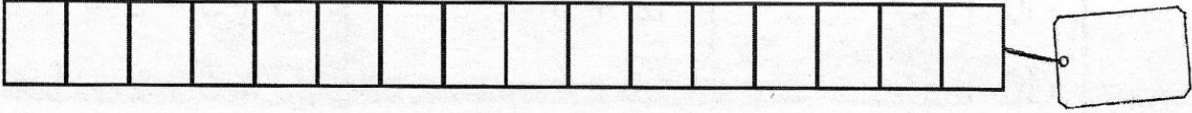
4 - Complète les perles blanches avec les nombres manquants :

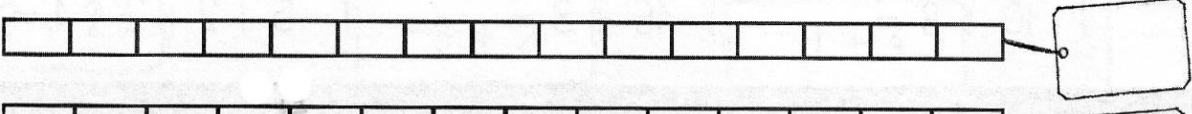


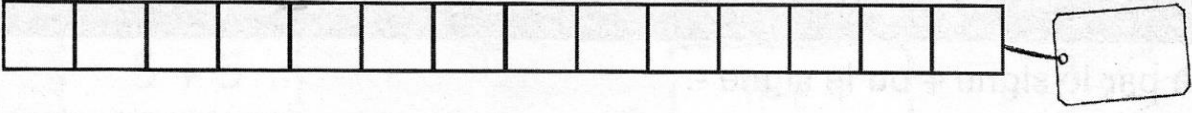
2- Place les nombres au bon endroit :

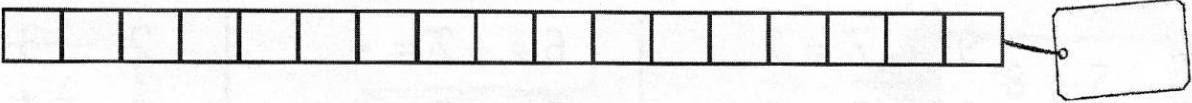


5 - Compte le nombre de cases et écris le résultat à la fin de chaque ligne :

a 

b 

c 

d 

• **Range** les bandes en commençant par celle qui a le moins de cases .....

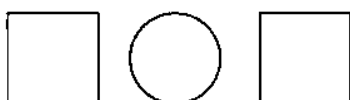

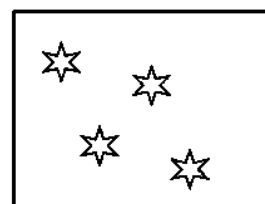


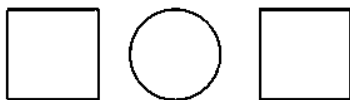



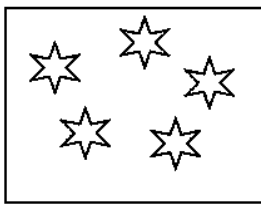
6 - Entoure le nombre le plus petit dans chaque série :

19 | 27 | 9

47 | 32 | 56

28 | 52 | 25

7 - Compare les quantités : = ou < ou > ?



8- Calcule :

$1 + 6 = \dots$        $7 + 2 = \dots$        $8 + 1 = \dots$        $1 + 8 = \dots$        $2 + 7 = \dots$

$5 + 1 = \dots$        $1 + 3 = \dots$        $2 + 6 = \dots$        $1 + 7 = \dots$        $1 + 5 = \dots$

9- Colorie les billes de trois couleurs différentes puis calcule :

$5 + 3 + 1 = \dots$



$4 + 2 + 4 = \dots$



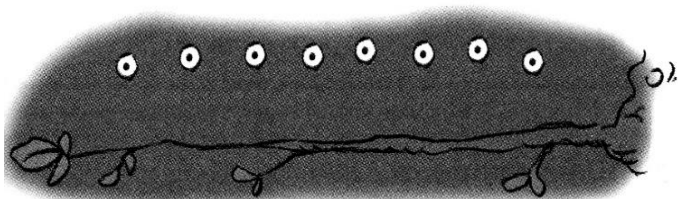
$3 + 5 + 3 = \dots$



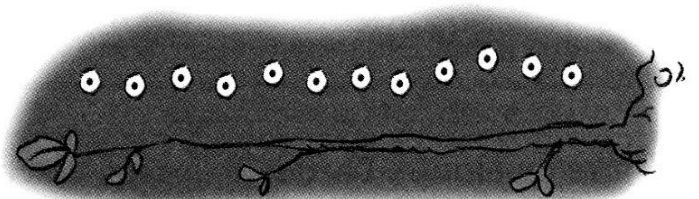
$5 + 4 + 3 = \dots$



10 - Réfléchis : Les hiboux :

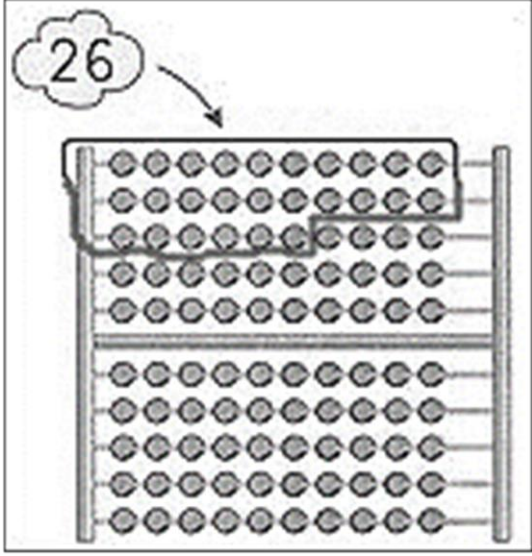


Sur la branche, ..... hiboux  
ne dorment pas.



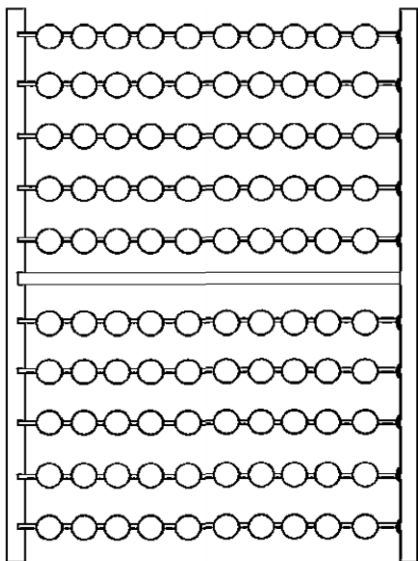
Sur la branche, ..... hiboux  
ne dorment pas.

11 - Entoure le nombre de perles souhaité sur le boulier :



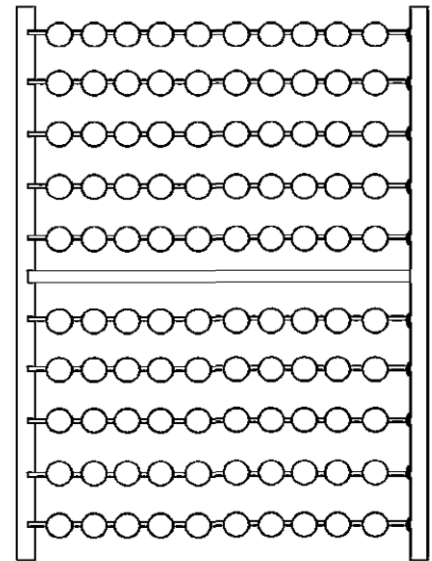
26 = 10 + 10 + 6

18



..... = .....

22



..... = .....

# Bonus

1→40

